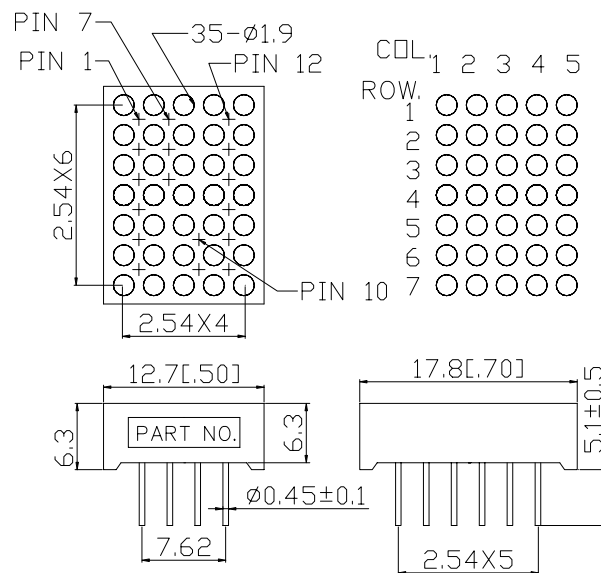


FEATURES

- 0.7inch (17.80mm) Matrix height
- Dual colors---Bright Green + Orange /Bright Green + Red
- Flat package and light weight
- Easy assembly
- High quality and low cost
- High reliable and intensity
- Low power requirement

DESCRIPTION :

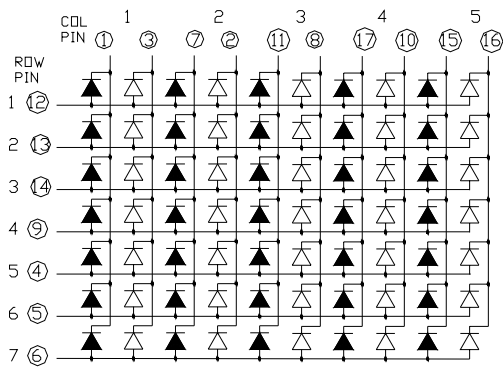
- 5x7 dot matrix LED displays
- Ø1.90mm dot and pitch2.54mm
- Black face or gray face and milky dots

PACKAGE DIMENSIONS

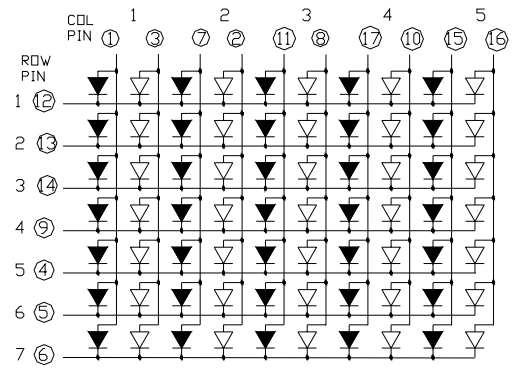
NOTES: All dimensions are in millimeters (inches) tolerance are ±0.25mm (0.01inch) unless otherwise noted;

CIRCUIT DIAGRAM

A. WCN-5707D1/D3-DA01



B. WCN-5707D1/D3-DC01



The Sign " \blacktriangle " Represent for Red Chips
 The Sign " \blacktriangledown " Represent for Yellow Green Chips

ABSOLUTE MAXIMUM RATINGS AT $T_a=25^\circ\text{C}$

PARAMETER	Bright Green	Orange	SH. Red	UNIT
Maximal Power Dissipation (When completely Lighting) Per Dot	52	52	40	mA
Maximal Forward Current (When completely Lighting) Per Dot	20	20	20	mA
Derating Linear From 25°C Per Dot	0.166	0.166	0.166	mA/ $^\circ\text{C}$
Peak Forward Current Per Dot	80	80	80	mA
Reverse Voltage Per Dot	5			V
Operation Temperature Range	-35~+85			$^\circ\text{C}$
Storage Temperature Range.	-35~+85			$^\circ\text{C}$

NOTES: $T_a=25^\circ\text{C}$ $I_{FP}=1/8$ Duty 10KHZ

OPTOELECTRIC CHARACTERISTICS $T_a=25^{\circ}\text{C}$

PARAMETER	SYMBOL	TEST CONDITIONS	PART NO.	RATING			UNIT
				MIN.	TYP.	MAX.	
Forward Voltage Per Dot	V_F	$I_F=20\text{mA}$	Bright Green	1.8	2.25	2.6	V
			Orange	—	2.05	2.6	
			SH. Red	—	1.8	2.0	
Reverse Current Per Dot	I_R	$V_R=5\text{V}$	Bright Green, SH. Red, Orange	—	—	100	μA
Luminance	L	$I_{FP}=20\text{mA}$	Bright Green	—	2.0	—	mcd
			Orange	—	1.2	—	
			SH. Red	—	3.0	—	
Peak Emission Wavelength Per Dot	λ_P	1/8 Duty $I_F=20\text{mA}$	Bright Green	—	568	—	nm
			Orange	—	632	—	
			SH. Red	—	660	—	
Dominant Wavelength Per Dot	λ_D	$I_F=20\text{mA}$	Bright Green	—	573	—	nm
			Orange	—	622	—	
			SH. Red	—	643	—	
Spectral Line Wave Length Per Dot	$\Delta\lambda$	$I_F=20\text{mA}$	Bright Green	—	30	—	nm
			Orange	—	35	—	
			SH. Red	—	20	—	
Luminous Intensity Matching Ratio (Dot To Dot)	I_{v-m}	$I_{FP}=20\text{mA}$ 1/8 Duty	Bright Green. SH. Red. Orange		2:1		

SOLDERING CONDITIONS : Soldering Temp. $\leq +260^{\circ}\text{C}$; Soldering Time $\leq 3\text{sec}$
(at 2mm Distance from the Case of Reflector Edge)